


## SST Series, Industrial Grade Discrete Plug-in, Time Delay Relay



### Product Facts

- On-Delay, Off-Delay, Interval, One Shot & Repeat modes
- Time delays to 120 min.
- Fast setting with time calibrated knobs
- Superior transient protection
- Rugged construction with 8- or 11-pin plug
- Flame retardant housing
- File E15631, File LR33434



### Timing Specifications

**Timing Modes** — On-Delay, Off-Delay, Interval, One Shot (Latching Interval) or Repeat Cycle.

**Timing Ranges** — Nine ranges spanning 0.1 sec. to 120 min.

**Timing Adjustment** — Knob adjust.

**Accuracy** — Repeat Accuracy — ±1%  
Overall Accuracy — ±5%

**Reset Time** — 50 ms., max., (25 ms typ.) on delay and interval; 300 ms, max., for off-delay and one shot; 500 ms, max., for repeat type.

**Relay Operate Time** — 50 ms.

**Relay Release Time** — 30 ms.

### Contact Data @ 25°C

**Arrangements** — 2 Form C (DPDT)

**Rating** — 10A @ 120/240VAC, resistive; 1/3 HP @ 120/240VAC, 50/60 Hz.

**Expected Mechanical Life** — 10 million operations

**Expected Electrical Life** — 500,000 operations, min., at rated resistive load.

**Initial Dielectric Strength** — Between Contacts, Line Inputs and Control Circuits — 1,500V RMS, minimum, at 60 Hz.

### Input Data @ 25°C

**Voltage** — See Ordering Information section for details.

**Power Requirement** — 3W max.

**Transient Protection** — Non-repetitive transients of the following magnitudes will not cause spurious operation of affect function and accuracy.

Operating Voltage	<0.1 ms	<1 ms
12VDC	1,000V	240V*
12 & 24 VAC/VDC	860V	208V*
120 VAC	2,580V	2,150V*

\*Minimum source impedance of 100 ohm.

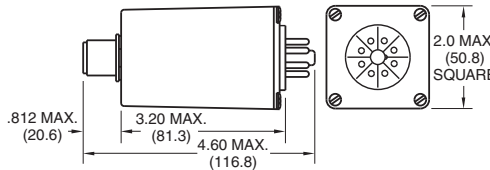
### Environmental Data

**Temperature Range** — Storage — -23°C to +71°C  
Operating — -23°C to +54°C

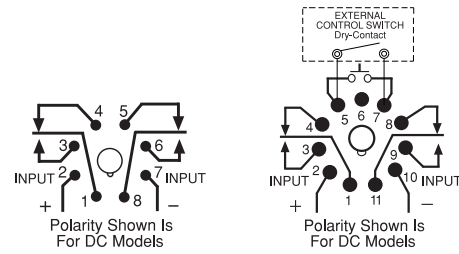
### Mechanical Data

**Mounting/Termination** — On-Delay, Interval and Repeat types have 8-pin octal plug that fits either 27E122 or 27E891 socket. Off-Delay and One Shot types have 11-pin octal-type plug that fits 27E123 or 27E892. Sockets must be ordered separately.

**Weight** — 4 oz. (112g) approximately



Outline Dimensions



Wiring Diagrams (Bottom Views)

### Ordering Information

#### SST1 – On Delay Types

Input	Time Range	Part No.
120 VAC	0.1 - 10 sec.	SST12AAA
	0.6 - 60 sec.	SST12ACA
	1.8 - 180 sec.	SST12ADA
	3 - 300 sec.	SST12AEA
	18 sec. - 30 min.	SST12AGA
24 VAC	36 sec. - 60 min.	SST12AHA
	0.1 - 10 sec.	SST12EAA
	1.8 - 180 sec.	SST12EDA
24 VDC	3 - 300 sec.	SST12EEA
	0.1 - 10 sec.	SST12QAA
	1.8 - 180 sec.	SST12QDA
12 VDC	3 - 300 sec.	SST12QEA
	0.1 - 10 sec.	SST12QAA
	1.8 - 180 sec.	SST12QDA
12 VDC	3 - 300 sec.	SST12QEA

#### SST2 – Off Delay Types

Input	Time Range	Part No.
120 VAC	0.1 - 10 sec.	SST22AAA
	1.8 - 180 sec.	SST22ADA
	3 - 300 sec.	SST22AEA
	18 sec. - 30 min.	SST22AGA
	36 sec. - 60 min.	SST22AHA
24 VAC	0.1 - 10 sec.	SST22EAA
	1.8 - 180 sec.	SST22EDA
24 VDC	0.1 - 10 sec.	SST22OAA
	1.8 - 180 sec.	SST22ODA
12 VDC	0.1 - 10 sec.	SST22QAA
	1.8 - 180 sec.	SST22QDA

#### SST3 – Interval Types

Input	Time Range	Part No.
120 VAC	0.1 - 10 sec.	SST32AAA
	1.8 - 180 sec.	SST32ADA
	3 - 300 sec.	SST32AEA
24 VAC	36 sec. - 60 min.	SST32AHA
	0.1 - 10 sec.	SST32EAA
24 VDC	1.8 - 180 sec.	SST32EDA
	0.1 - 10 sec.	SST32OAA
12 VDC	1.8 - 180 sec.	SST32ODA
	0.1 - 10 sec.	SST32QAA
12 VDC	1.8 - 180 sec.	SST32QDA

#### SST4 – One Shot\* Types

Input	Time Range	Part No.
120 VAC	0.1 - 10 sec.	SST42AAA
	1.8 - 180 sec.	SST42ADA
	3 - 300 sec.	SST42AEA
	18 sec. - 30 min.	SST42AGA
	36 sec. - 60 min.	SST42AHA
24 VAC	0.1 - 10 sec.	SST42EAA
	1.8 - 180 sec.	SST42EDA
24 VDC	0.1 - 10 sec.	SST42OAA
	1.8 - 180 sec.	SST42ODA
12 VDC	0.1 - 10 sec.	SST42QAA
	1.8 - 180 sec.	SST42QDA

\* Also known as Latching Interval

#### SST7 – Repeat Cycle Types

Input	Time Range	Part No.
120 VAC	0.1 - 10 sec.	SST72AAA
	1.8 - 180 sec.	SST72ADA
	3 - 300 sec.	SST72AEA
	18 sec. - 30 min.	SST72AGA
	36 sec. - 60 min.	SST72AHA
24 VAC	0.1 - 10 sec.	SST72EAA
	1.8 - 180 sec.	SST72EDA
24 VDC	0.1 - 10 sec.	SST72OAA
	1.8 - 180 sec.	SST72ODA
12 VDC	0.1 - 10 sec.	SST72QAA
	1.8 - 180 sec.	SST72QDA

Users should thoroughly review the technical data before selecting a product part number. It is recommended that user also seek out the pertinent approvals files of the agencies/laboratories and review them to ensure the product meets the requirements for a given application.

Authorized distributors are likely to stock the following:

None at present.